

Monthly Activity Report



BCE PLACE
181 BAY STREET
SUITE 250
P.O. BOX 866
TORONTO, ONTARIO
M5J 2T3
TEL: (416) 364-2700
FAX: (416) 364-5385

**FRIEDBERG
MERCANTILE
GROUP LTD.**

F 55 12865
NOV 30, 2004
999-99-9999



RONALD RUTMAN
ZEIFMAN AND CO
201 BRIGDELAND AVE
TORONTO, ON
M6A 1Y7

DUPE STMT
SCORE KING TRADING LIMITED
SHANGHAI INDUSTRIAL INVESTMENT
BUILDING
60 HENNESSY ROAD
ROOM 1303
WANCHAI , HONG KONG

PAGE 1


DATE AT	LONG/BUY	SHRT/SELL	DESCRIPTION	PRICE/LEGND	CC	DEBIT	CREDIT
*****	*****	*****	Y O U R A C T I V I T Y	T H I S M O N T H	*****	*****	*****
11/22/4 E1	52,000		CANADA RES 4% 12/01/2031	135.6	US		68,621.83
11/22/4 E1	22,000		US TIPS 3.625% 4/15/28 SEMI	127.75	US		23,074.96
11/23/4 E1			WIRE TO CITIBANK CHG 20.	CASH	US	104,000.30	

** US DOLLAR **
BEGINNING BALANCE 2,303.51
THIS MONTH'S ACTIVITY 2,303.51
ENDING BALANCE .00

*** CURRENT MONTH *** YEAR-TO-DATE ***
BOND INTEREST (GOVERNMENT) US .00 1,784.99
ACCRUED INTEREST FROM SALES US 1,049.21 1,049.21

Please examine these statements of account promptly. Any errors, omissions or unauthorized discretionary transactions should be reported in writing within 45 days of the date of this statement to Friedberg Mercantile Group, BCE Place, 181 Bay Street, Suite 250, P.O. Box 866, Toronto, Ontario M5J 2T3, ATTN: COMPLIANCE DEPARTMENT. Customers' accounts are protected by the Canadian Investor Protection Fund within specified limits. A brochure describing the nature and limits of coverage is available upon request. E. & O.E. Please retain for your income tax records. Salesman's name upon request.

Monthly Activity Report



BCE PLACE
181 BAY STREET
SUITE 250
P.O. BOX 866
TORONTO, ONTARIO
M5J 2T3
TEL: (416) 364-2700
FAX: (416) 364-5385

F 55 12865
OCT 29, 2004
999-99-9999



RONALD RUTMAN
ZEIFMAN AND CO
201 BRIGDELAND AVE
TORONTO, ON
M5A 1Y7

DUPE STMT SCORE KING TRDING LIMITED
SHANGHAI INDUSTRIAL INVESTMENT
BUILDING
60 HENNESSY ROAD
ROOM 1303
WANCHAI , HONG KONG

PAGE 1

DATE AT	LONG/BUY	SHRT/SELL	DESCRIPTION	PRICE/LEGND	CC	DEBIT	CREDIT
10/18/4	E1	22,000	US TIPS 3.625% 4/15/28 SEMI 15APR04 TO 15OCT04 @ .036250 COUPON INTEREST		US		467.02
***** O P E N P O S I T I O N S S E G R E G A T E D *****							
E1	52,000.		CANADA PRB 4% 12/01/2031 135087WV2 MAT-12/01/31 ACCURED INT: 803.74	134.95	US		66,787.40*
E1	22,000		US TIPS 3.625% 4/15/28 SEMI 912810FDS MAT- 4/15/28 ACCURED INT: 35.94	127.3	US		32,844.97*

** US DOLLAR **
BEGINNING BALANCE 1,836.49
THIS MONTH'S ACTIVITY 467.02
ENDING BALANCE 2,303.51
SECURITIES MARKET VALUE 99,532.37

ACCOUNT VALUE AT MARKET 101,935.88
CONVERTED MARKET VALUE 101,935.88

*** CURRENT MONTH *** ** YEAR-TO-DATE ***

BOND INTEREST (GOVERNMENT) US 467.02 1,784.99

Monthly Activity Report



BCE PLACE
181 BAY STREET
SUITE 250
P.O. BOX 866
TORONTO, ONTARIO
M5J 2T3
TEL: (416) 364-2700
FAX: (416) 364-5385

**FRIEDBERG
MERCANTILE
GROUP LTD.**

F 55 12865
SEP 30, 2004
999-99-9999

RONALD RUTMAN
ZEIFMAN AND CO
201 BRIGDELAND AVE
TORONTO, ON
M6A 1Y7

DUPE STMT SCORE KING TRADING LIMITED
SHANGHAI INDUSTRIAL INVESTMENT
BUILDING
60 HENNESSY ROAD
ROOM 1303
WANCHAI, HONG KONG

PAGE 1

DATE AT	LONG/BUY	SHRT/SELL	DESCRIPTION	PRICE/LEGND	CC	DEBIT	CREDIT
E1	52,000		CANADA RRB 4% 12/01/2031 135087WV2 MAT-12/01/31 ACCURED INT: 623.81	133.4	US		63,380.39*
E1	22,000		US TIPS 3.625% 4/15/28 SEMI 912810FD5 MAT- 4/15/28 ACCURED INT: 428.66	126.95	US		33,134.79*

** US DOLLAR **

BEGINNING BALANCE 1,836.49
THIS MONTH'S ACTIVITY .00
ENDING BALANCE 1,836.49
SECURITIES MARKET VALUE 96,515.18

ACCOUNT VALUE AT MARKET 98,351.67
CONVERTED MARKET VALUE 98,351.67


*** CURRENT MONTH *** ** YEAR-TO-DATE ***

BOND INTEREST (GOVERNMENT) US .00 1,317.97

Please examine these statements of account promptly. Any errors, omissions or unauthorized discretionary transactions should be reported in writing within 45 days of the date of this statement to Friedberg Mercantile Group, BCE Place, 181 Bay Street, Suite 250, P.O. Box 866, Toronto, Ontario M5J 2T3, ATTN: COMPLIANCE DEPARTMENT.
Customers' accounts are protected by the Canadian Investor Protection Fund within specified limits. A brochure describing the nature and limits of coverage is available upon request.
Please retain for your income tax records.
Salesman's name upon request: E. & O.E.

Monthly Activity Report

Member



BCE PLACE
181 BAY STREET
SUITE 250
P.O. BOX 366
TORONTO, ONTARIO
M5J 2T3
TEL: (416) 364-2700
FAX: (416) 364-5385

F 55 12865
JUN 30, 2004
999-99-9999

RONALD RUTMAN
ZEIFMAN AND CO
201 BRIGDELAND AVE
TORONTO, ON
M6A 1Y7

DUPE STMT SCORE KING TRDING LIMITED
SHANGHAI INDUSTRIAL INVESTMENT
BUILDING
60 HENNESSY ROAD
ROOM 1303
WANCHAI, HONG KONG

PAGE 1

DATE AT	LONG/BUY	SHORT/SELL	DESCRIPTION	PRICE/LEGND	CC	DEBIT	CREDIT
6/01/4	E1	52,000	CDN GVT INFL INDEX 4% '31 01DEC03 TO 01JUN04 @ .040000 COUPON INTEREST		US		860.24
***** O P E N P O S I T I O N S S E G R E G A T E D *****							
E1		52,000	CANADA RES 4% 12/01/2031 135087WV2 MAT-12/01/31 ACCURED INT: 140.07	132.35	US		58,635.13*
E1		22,000	US TIPS 3.625% 4/15/28 SEMI 912810FDS MAT- 4/15/28 ACCURED INT: 192.46	121.96	US		31,376.42*

** US DOLLAR **
BEGINNING BALANCE 976.25
THIS MONTH'S ACTIVITY 860.24
ENDING BALANCE 1,836.49
SECURITIES MARKET VALUE 90,011.55
ACCOUNT VALUE AT MARKET 91,848.04
CONVERTED MARKET VALUE 91,848.04

*** CURRENT MONTH *** 860.24
*** YEAR-TO-DATE *** 1,317.97

BOND INTEREST (GOVERNMENT) US

Please examine these statements of account promptly. Any errors, omissions or unauthorized discretionary transactions should be reported in writing within 45 days of the date of this statement to Friedberg Mercantile Group, BCE Place, 181 Bay Street, Suite 250, P.O. Box 366, Toronto, Ontario M5J 2T3, ATTN: COMPLIANCE DEPARTMENT. Customers' accounts are protected by the Canadian Investor Protection Fund within specified limits. A brochure describing the nature and limits of coverage is available upon request. Please retain for your income tax records. Salesman's name upon request. E. S. O.E.

Monthly Activity Report

Member



BCE PLACE
181 BAY STREET
SUITE 250
P.O. BOX 866
TORONTO, ONTARIO
M5J 2T3
TEL: (416) 364-2700
FAX: (416) 364-5385

F 55 12865
APR 30, 2004
999-99-9999

RONALD RUTMAN
ZEIFMAN AND CO
201 BRIGDELAND AVE
TORONTO, ON
M6A 1V7

DUPE STMT SCORE KING TRDING LIMITED
SHANGHAI INDUSTRIAL INVESTMENT
BUILDING
60 HENNESSY ROAD
ROOM 1303
WANCHAI , HONG KONG

PAGE 1

DATE AT	LONG/BUY	SHRT/SELL	DESCRIPTION	PRICE/LEGND	CC	DEBIT	CREDIT
4/20/4	E1	22,000	US 'TIPS' 3.625% 4/15/28 SEMI 15OCT03 TO 15APR04 @ .036250 COUPON INTEREST	CPN	US		457.73
***** O P E N P O S I T I O N S S E G R E G A T E D *****							
E1	52,000		CANADA GVT INFL INDEX 4% CD 31 135087W2 MAT-12/01/31 ACCURED INT: 711.14	130.45	US		56,773.13*
E1	22,000		US 'TIPS' 3.625% 4/15/28 SEMI 912810FDS MAT- 4/15/28 ACCURED INT: 37.62	119.31	US		30,249.30*

** US DOLLAR **


BEGINNING BALANCE 518.52
THIS MONTH'S ACTIVITY 457.73
ENDING BALANCE 976.25
SECURITIES MARKET VALUE 87,022.43
ACCOUNT VALUE AT MARKET 87,998.68
CONVERTED MARKET VALUE 87,998.68

*** CURRENT MONTH *** ** YEAR-TO-DATE ***

BOND INTEREST (GOVERNMENT) US 457.73

Please examine these statements of account promptly. Any errors, omissions or unauthorized discretionary transactions should be reported in writing within 45 days of the date of this statement to Friedberg Mercantile Group, BCE Place, 181 Bay Street, Suite 250, P.O. Box 866, Toronto, Ontario M5J 2T3, ATTN: COMPLIANCE DEPARTMENT.
Customers' accounts are protected by the Canadian Investor Protection Fund within specified limits. A brochure describing the nature and limits of coverage is available upon request.
Please retain for your income tax records Salesman's name upon request.
E. & O.E.

Monthly Activity Report



BCE PLACE
181 BAY STREET
SUITE 250
P.O. BOX 866
TORONTO, ONTARIO
M5J 2T3
TEL: (416) 364-2700
FAX: (416) 364-5385

F 55 12865
MAR 31, 2004
999-99-9999

RONALD RUTMAN
ZELFMAN AND CO
201 BRIGDELAND AVE
TORONTO, ON
M6A 1Y7

DUPE STMT
SCORE KING TRDING LIMITED
SHANGHAI INDUSTRIAL INVESTMENT
BUILDING
60 HENNESSY ROAD
ROOM 1303
WANCHAI , HONG KONG

PAGE 1

DATE AT	LONG/BUY	SHRT/SELL	DESCRIPTION	PRICE/LEGND	CC	DEBIT	CREDIT
*****	*****	*****	O P E N P O S I T I O N S S E G R E G A T E D	*****	*****	*****	*****
E1	52,000		CANADA GVT INFL INDEX 4% CD 31 135087WV2 MAT-12/01/31 ACCRUED INT: 594.61	132.5	US		60,011.84*
E1	22,000		US 'TIPS' 3.625% 4/15/28 SEMI 942810FDS MAT- 4/15/28 ACCRUED INT: 419.07	131.78	US		33,609.18*

** US DOLLAR **

BEGINNING BALANCE 518.52
THIS MONTH'S ACTIVITY .00
ENDING BALANCE 518.52
SECURITIES MARKET VALUE 93,621.02
ACCOUNT VALUE AT MARKET 94,139.54
CONVERTED MARKET VALUE 94,139.54

Please examine these statements of account promptly. Any errors, omissions or unauthorized discretionary transactions should be reported in writing within 45 days of the date of this statement to Friedberg Mercantile Group, BCE Place, 181 Bay Street, Suite 250, P.O. Box 866, Toronto, Ontario M5J 2T3, ATTN: COMPLIANCE DEPARTMENT. Customers' accounts are protected by the Canadian Investor Protection Fund within specified limits. A brochure describing the nature and limits of coverage is available upon request. Please retain for your income tax records. E. & O.E. Salesman's name upon request.

Monthly Activity Report



BCE PLACE
181 BAY STREET
SUITE 250
P.O. BOX 866
TORONTO, ONTARIO
M5J 2T3
TEL: (416) 364-2700
FAX: (416) 364-5385

RONALD RUTMAN
ZEIFMAN AND CO
201 BRIGDELAND AVE
TORONTO, ON
M6A 1Y7

DUPE STMT SCORE KING TRADING LIMITED
SHANGHAI INDUSTRIAL INVESTMENT
BUILDING
60 HENNESSY ROAD
ROOM 1303
WANCHAI, HONG KONG

F 55 12865
FEB 27, 2004
999-99-9999

PAGE 1

DATE AT	LONG/BUY	SHRT/SELL	DESCRIPTION	PRICE/LEGN	CC	DEBIT	CREDIT
***** O P E N P O S I T I O N S S E G R E G A T E D *****							
E1	52,000		CANADA GVT INFL INDEX 4% CD 31 135087W2 MAT-12/01/31	129	US		56,942.44*
			ACCRUED INT: 422.52				
E1	22,000		US 'TIPS' 3.625% 4/15/28 SEMI 912810FDS MAT: 4/15/28	129.79	US		32,874.88*
			ACCRUED INT: 335.23				
** US DOLLAR **							
			BEGINNING BALANCE	518.52			
			THIS MONTH'S ACTIVITY	.00			
			ENDING BALANCE	518.52			
			SECURITIES MARKET VALUE	89,817.32			
			ACCOUNT VALUE AT MARKET	90,335.84			
			CONVERTED MARKET VALUE	90,335.84			

IN CONNECTION WITH THE ANNUAL AUDIT OF OUR RECORDS, PLEASE REVIEW YOUR STATEMENT AND REPORT ANY SECURITY, BOND, OR CASH POSITION INACCURACIES DIRECTLY TO OUR AUDITORS; ZEIFMAN & COMPANY, LLP, 201 BRIDGELAND AVENUE, TORONTO, ONTARIO, M6A 1Y7, OR FAX TO (416) 256-4001, ATTENTION: MS. KRISTIE LESTER.

Monthly Activity Report

Member



BCE PLACE
181 BAY STREET
SUITE 250
P.O. BOX 866
TORONTO, ONTARIO
M5J 2T3
TEL: (416) 364-2700
FAX: (416) 364-5385

F 55 12865
DEC 31, 2003
999-99-9999

RONALD RUTMAN
ZEIFMAN AND CO
201 BRIGDELAND AVE
TORONTO, ON
M5A 1Y7

DUPE STMT SCORE KING TRDING LIMITED
SHANGHAI INDUSTRIAL INVESTMENT
BUILDING
60 HENNESSY ROAD
ROOM 1303
WANCHAI, HONG KONG

PAGE 1


DATE AT	LONG/BUY	SHRT/SELL	DESCRIPTION	PRICE/LEGN	CC	DEBIT	CREDIT
12/02/3	E1	100,000	CANADA GVT INFL INDEX 4% CD 31 01JUN03 TO 01DEC03 @ .040000 COUPON INTEREST	MONTH	US		1,731.23
12/18/3	EC		CVCD1397.42 TO US1049.59 @1.3314 CURRENCY CONVERSION	CONVERS	CD	1,397.42	
12/18/3	E1		CVCD1397.42 TO US1049.59 @1.3314 CURRENCY CONVERSION	CONVERS	US		1,049.59
12/18/3	E1	48,000	CANADA GVT INFL INDEX 4% CD 31	121.9	US		49,596.41
12/18/3	E1	33,000	US 'TIPS' 3.625% 4/15/28 SEMI WR TO CITIBANK CHGS 20.00	123.8	US		46,991.47
12/19/3	E1		WR TO CITIBANK CHGS 20.00	CASH	US	100,020.00	
***** OPEN POSITIONS SEGREGATED *****							
E1	52,000		CANADA GVT INFL INDEX 4% CD 31 135087WV2 MAT-12/01/31 ACCURED INT: 148.42	123.35	US		55,838.11*
E1	22,000		US 'TIPS' 3.625% 4/15/28 SEMI 912810FD5 MAT. 4/15/28 ACCURED INT: 191.91	123.83	US		31,352.49*
** CANADIAN DOLLAR ** US DOLLAR ** ** CONVERTED TOTALS							
BEGINNING BALANCE				1,397.42		2,247.66	
THIS MONTH'S ACTIVITY				1,397.42		1,729.14	
ENDING BALANCE				.00		518.52	
SECURITIES MARKET VALUE				.00		87,190.60	
ACCOUNT VALUE AT MARKET				.00		87,709.12	
CURRENCY CONVERSION RATE TO US				.77130736		.00000000	
CONVERTED MARKET VALUE				.00		87,709.12	

*** CURRENT MONTH *** ** YEAR-TO-DATE ***

BOND INTEREST (GOVERNMENT)	CD	.00	13,035.21
BOND INTEREST (GOVERNMENT)	US	1,731.23	10,521.58
ACCURED INT. FROM PURCHASES	CD	.00	1.37
ACCURED INTEREST FROM SALES	US	315.06	7,822.74

Please examine these statements of account promptly. Any errors, omissions or unauthorized discretionary transactions should be reported in writing within 45 days of the date of this statement to Friedberg Mercantile Group, BCE Place, 181 Bay Street, Suite 250, P.O. Box 866, Toronto, Ontario M5J 2T3. ATTN: COMPLIANCE DEPARTMENT.
Customers' accounts are protected by the Canadian Investor Protection Fund within specified limits. A brochure describing the nature and limits of coverage is available upon request.
Please retain for your income tax records Salesman's name upon request E. & O.E.

Monthly Activity Report



BCE PLACE
181 BAY STREET
SUITE 250
P.O. BOX 866
TORONTO, ONTARIO
M5J 2T3
TEL: (416) 364-2700
FAX: (416) 364-5385

**FRIEDBERG
MERCANTILE
GROUP**

RONALD RUTMAN
ZEIFMAN AND CO
201 BRIDGELAND AVE
TORONTO, ON
M6A 1Y7

F 55 12865
NOV 28, 2003
999-99-9999



Member

DUPE STMT SCORE KING TRDING LIMITED
SHANGHAI INDUSTRIAL INVESTMENT
BUILDING
60 HENNESSY ROAD
ROOM 1303
WANCHAI , HONG KONG

PAGE 1

DATE AT	LONG/BUY	SHRT/SELL	DESCRIPTION	PRICE/LEGND	CC	DEBIT	CREDIT
***** O P E N P O S I T I O N S S E G R E G A T E D *****							
E1	100,000		CANADA GVT INFL INDEX 4% CD 31 135087WV2 MAT-12/01/31 ACCURED INT: 1,715.32	120.4	US		106,415.89*
E1	55,000		US 'TIPS' 3.625% 4/15/28 SEMI 912810FDS MAT- 4/15/28 ACCURED INT: 274.34	121.87	US		77,000.04*
** CANADIAN DOLLAR * ** US DOLLAR ** ** CONVERTED TOTALS							
BEGINNING BALANCE			1,397.42	1,169.82		2,247.00	
THIS MONTH'S ACTIVITY			.00	.00		.00	
ENDING BALANCE			1,397.42	1,169.82		2,247.00	
SECURITIES MARKET VALUE			.00	183,415.93		183,415.93	
ACCOUNT VALUE AT MARKET			1,397.42	184,585.75		185,662.93	
CURRENCY CONVERSION RATE TO US			.77083172	1.00000000		.00000000	
CONVERTED MARKET VALUE			1,077.18	184,585.75		185,662.93	

*** CURRENT MONTH *** ** YEAR-TO-DATE ***

BOND INTEREST (GOVERNMENT)	CD	.00	13,035.21
BOND INTEREST (GOVERNMENT)	US	.00	8,790.35
ACCURED INT. FROM PURCHASES	CD	.00	1.37-
ACCURED INTEREST FROM SALES	US	.00	7,507.68

IN CONNECTION WITH THE ANNUAL AUDIT OF OUR RECORDS, PLEASE REVIEW YOUR STATEMENT AND REPORT ANY SECURITY, BOND, OR CASH POSITION INACCURACIES DIRECTLY TO OUR AUDITORS; ZEIFMAN & COMPANY, LLP, 201 BRIDGELAND AVENUE, TORONTO, ONTARIO, M6A 1Y7, OR FAX TO (416) 256-4001, ATTENTION MS. JOYCE NG.

Monthly Activity Report



BCE PLACE
181 BAY STREET
SUITE 250
P.O. BOX 866
TORONTO, ONTARIO
M5J 2T3
TEL: (416) 364-2700
FAX: (416) 364-5385



RONALD RUTMAN
ZEIFMAN AND CO
201 BRIGDELAND AVE
TORONTO, ON
M6A 1Y7

F 55 12865
APR 30, 2002
999-99-9999

DUPE STMT SCORE KING TRDING LIMITED
SHANGHAI INDUSTRIAL INVESTMENT
BUILDING
60 HENNESSY ROAD
ROOM 1303
WANCHAI, HONG KONG

PAGE 1

DATE AT	LONG/BUY	SHRT/SELL	DESCRIPTION	PRICE/LEGND	CC	DEBIT	CREDIT
***** YOUR ACTIVITY THIS MONTH *****							
4/09/2	E1		WR BK HAPOLLIM Z ZANC CHG 20.0	CASH	US	98,476.50	
4/09/2	EC	127,000	CANADA GVT INFL.INDEX 4.25% CD 135087VSO MAT-12/01/26 MOVE POS FROM EC TO E1 4/9/02	DELIVER	CD		
4/09/2	E1	127,000	CANADA GVT INFL.INDEX 4.25% CD 135087VSO MAT-12/01/26 MOVE POS FROM EC TO E1 4/9/02	RECEIVE	US		
4/17/2	E1		WR BK HAPOLLIM Z ZANC CHG 20	CASH	US	96,531.50	
4/17/2	EC	123,000	CANADA GVT INFL.INDEX 4.25% CD 135087VSO MAT-12/01/26 MOVE POS FROM E1 TO EC	DELIVER	CD		98,026.37
4/17/2	E1	123,000	CANADA GVT INFL.INDEX 4.25% CD 135087VSO MAT-12/01/26 MOVE POS FROM E1 TO EC	RECEIVE	US		
4/17/2	E1		CANADA GVT INFL.INDEX 4.25% CD 135087VSO MAT-12/01/26 MOVE POS FROM E1 TO EC	RECEIVE	US		95,983.90
4/18/2	E1	85,000	US TRSY INFL INDEK 3 5/8 2028 15OCT01 TO 15APR02 @ .036250 COUPON INTEREST	CPN	US		1,689.91
***** OPEN POSITIONS SEGREGATED *****							
EC	125,000		CANADA GVT INFL.INDEX 4.25% CD 135087VSO MAT-12/01/26 ACCRUED INT: 2,441.49	109.75	CD		155,857.72*
E1	85,000		US TRSY INFL INDEK 3 5/8 2028 912810FD5 MAT- 4/15/28 ACCRUED INT: 138.80	104.3	US		97,583.16*
** CANADIAN DOLLAR ** US DOLLAR **							
BEGINNING BALANCE				836.79		533.74	
THIS MONTH'S ACTIVITY				.00		692.18	
ENDING BALANCE				836.79		692.18	
SECURITIES MARKET VALUE				155,857.72		196,994.89	
ACCOUNT VALUE AT MARKET				156,694.51		198,220.81	
CURRENCY CONVERSION RATE TO US				.63783645		.00000000	
CONVERTED MARKET VALUE				99,945.47		198,220.81	
*** CURRENT MONTH ***				*** YEAR-TO-DATE ***			
BOND INTEREST (GOVERNMENT)				1,689.91		1,689.91	
ACCRUED INTEREST FROM SALES				2,720.08		2,720.08	

BOND INTEREST (GOVERNMENT) US 1,689.91
ACCRUED INTEREST FROM SALES US 2,720.08

Please examine these statements of account promptly. Any errors, omissions or unauthorized discretionary transactions should be reported in writing within 45 days of the date of this statement to Friedberg Mercantile Group, BCE Place, 181 Bay Street, Suite 250, P.O. Box 866, Toronto, Ontario M5J 2T3, ATTN: COMPLIANCE DEPARTMENT. Customers' accounts are protected by the Canadian Investor Protection Fund within specified limits. A brochure describing the nature and limits of coverage is available upon request. Salesman's name upon request. E. & O.E. Please retain for your income tax records

Monthly Activity Report



BCE PLACE
181 BAY STREET
SUITE 250
P.O. BOX 866
TORONTO, ONTARIO
M5J 2T3
TEL: (416) 364-2700
FAX: (416) 364-5385

F 55 12865
OCT 31, 2003
999-99-9999

RONALD RUTMAN
ZEIFMAN AND CO
201 BRIGDELAND AVE
TORONTO, ON
M6A 1Y7

DUPE STMT SCORE KING TRADING LIMITED
SHANGHAI INDUSTRIAL INVESTMENT
BUILDING
60 HENNESSY ROAD
ROOM 1303
WANCHAI, HONG KONG

PAGE 1

DATE AT	LONG/BUY	SHRT/SELL	DESCRIPTION	PRICE/LEGN	CC	DEBIT	CREDIT
10/17/3	E1	55,000	US 'TIPS' 3.625% 4/15/28 SEMI 15APR03 TO 15OCT03 @ .036250 COUPON INTEREST	MONTH	US	1,135.34	
***** OPEN POSITIONS SEGREGATED *****							
E1	100,000		CANADA GVT INFL INDEX 4% CD 31 135087WV2 MAT-12/01/31 ACCURED INT: 1,421.76	118.77	US	102,795.19*	
E1	55,000		US 'TIPS' 3.625% 4/15/28 SEMI 912810FDS MAT- 4/15/28 ACCURED INT: 99.46	121.16	US	76,146.75*	

** CANADIAN DOLLAR ** US DOLLAR **		** CONVERTED TOTALS
BEGINNING BALANCE	1,397.42	34.48
THIS MONTH'S ACTIVITY	.00	1,135.34
ENDING BALANCE	1,397.42	2,228.71
SECURITIES MARKET VALUE	.00	178,941.94
ACCOUNT VALUE AT MARKET	1,397.42	181,170.65
CURRENCY CONVERSION RATE TO US	-.75774797	.00000000
CONVERTED MARKET VALUE	1,058.89	180,111.76

*** CURRENT MONTH *** ** YEAR-TO-DATE ***

BOND INTEREST (GOVERNMENT)	CD	13,035.21
BOND INTEREST (GOVERNMENT)	US	8,790.35
ACCURED INT. FROM PURCHASES	CD	1.37-
ACCURED INTEREST FROM SALES	US	7,507.68

Monthly Activity Report



BCE PLACE
181 BAY STREET
SUITE 250
P.O. BOX 866
TORONTO, ONTARIO
M5J 2T3
TEL: (416) 364-2700
FAX: (416) 364-5385

F 55 12865
SEP 30, 2003
999-99-9999

RONALD RUTMAN
ZEIFMAN AND CO
201 BRIGDELAND AVE
TORONTO, ON
M6A 1Y7

DUPE STMT

SCORE KING TRDING LIMITED
SHANGHAI INDUSTRIAL INVESTMENT
BUILDING
60 HENNESSY ROAD
ROOM 1303
WANCHAI , HONG KONG

PAGE 1

DATE AT	LONG/BUY	SHRT/SELL	DESCRIPTION	PRICE/LEGN	CC	DEBIT	CREDIT
E1	100,000		CANADA GVT INFL INDEK 4% CD 31 135087WV2 MAT-12/01/31 ACCURED INT: 1,103.42	117.95	US		99,252.42*
E1	55,000		US 'TIPS' 3.525% 4/15/28 SEMI 912810FDS MAT- 4/15/28 ACCURED INT: 1,040.45	120.37	US		76,310.22*

BEGINNING BALANCE 1,397.42 34.48 ** CANADIAN DOLLAR ** ** US DOLLAR ** ** CONVERTED TOTALS 1,069.30
 THIS MONTH'S ACTIVITY .00 .00 .00
 ENDING BALANCE 1,397.42 34.48 1,069.30
 SECURITIES MARKET VALUE .00 175,562.64 175,562.64
 ACCOUNT VALUE AT MARKET 175,597.12 175,597.12 176,631.94
 CURRENCY CONVERSION RATE TO US .74052132 1,00000000 .00000000
 CONVERTED MARKET VALUE 1,034.82 175,597.12 176,631.94


*** CURRENT MONTH *** ** YEAR-TO-DATE ***

BOND INTEREST (GOVERNMENT) CD .00 13,035.21
 BOND INTEREST (GOVERNMENT) US .00 7,655.01
 ACCURED INT. FROM PURCHASES CD .00 1.37
 ACCURED INTEREST FROM SALES US .00 7,507.68

Please examine these statements of account promptly. Any errors, omissions or unauthorized discretionary transactions should be reported in writing within 45 days of the date of this statement to Friedberg Mercantile Group, BCE Place, 181 Bay Street, Suite 250, P.O. Box 866, Toronto, Ontario M5J 2T3. ATTN: COMPLIANCE DEPARTMENT.
 Customers' accounts are protected by the Canadian Investor Protection Fund within specified limits. A brochure describing the nature and limits of coverage is available upon request.
 Please retain for your income tax records Salesman's name upon request.
 E. & O. E.

Monthly Activity Report

Member



BCE PLACE
181 BAY STREET
SUITE 250
P.O. BOX 866
TORONTO, ONTARIO
M5J 2T3
TEL: (416) 364-2700
FAX: (416) 364-5385

F 55 12865
AUG 29, 2003
999-99-9999

RONALD RUTMAN
ZEIFMAN AND CO
201 BRIGDELAND AVE
TORONTO, ON
M6A 1Y7

DUPE STMT

SCORE KING TRADING LIMITED
SHANGHAI INDUSTRIAL INVESTMENT
BUILDING
60 HENNESSY ROAD
ROOM 1303
WANCHAI, HONG KONG

PAGE 1

DATE AT	LONG/BUY	SHRT/SELL	DESCRIPTION	PRICE/LEGND	CC	DEBIT	CREDIT
8/18/3	E1		WIRE CITIBANK CHGS 20.00	CASH	US	860,020.00	
8/18/3	EC	135,000	CANADA GVT INFL. INDEX 4.25% CD 135087VSO MAT-12/01/26 MOV POS FROM EC TO E1 8/18/03	DELIVER	CD		
8/18/3	E1	146,000	CANADA GVT INFL. INDEX 4.25% CD 135087VSO MAT-12/01/26 MOVE POS FROM EC TO E1 8/18/03	RECEIVE	US		
8/18/3	EC	439,000	CANADA GVT INFL. INDEX 4% CD 31 135087WV2 MAT-12/01/31 MOVE POS FROM EC TO E1 8/18/03	DELIVER	CD		144,634.40
8/18/3	E1	439,000	CANADA GVT INFL. INDEX 4% CD 31 135087WV2 MAT-12/01/31 MOVE POS FROM EC TO E1 8/18/03	RECEIVE	US		
8/18/3	E1	421,000	CANADA GVT INFL. INDEX 4% CD 31		US		391,358.54
8/18/3	E1	249,000	US 'TIPS' 3.625% 4/15/28 SEMI		US		324,018.84

Handwritten notes:
- *paid*
- *paid 8/21/03*
- *paid 8/21/03*

** CANADIAN DOLLAR **		** US DOLLAR **		** CONVERTED TOTALS	
BEGINNING BALANCE	1,397.42	42.70	1,051.59		
THIS MONTH'S ACTIVITY	.00	8.22	8.22		
ENDING BALANCE	1,397.42	34.48	1,043.37		
SECURITIES MARKET VALUE	.00	168,026.73	168,026.73		
ACCOUNT VALUE AT MARKET	1,397.42	168,061.21	169,070.10		
CURRENCY CONVERSION RATE TO US	.72196953	1.00000000	.00000000		
CONVERTED MARKET VALUE	1,008.89	168,061.21	169,070.10		

*** CURRENT MONTH ***		*** YEAR-TO-DATE ***	
BOND INTEREST (GOVERNMENT)	CD		13,035.21
BOND INTEREST (GOVERNMENT)	CD	.00	7,655.01
ACCURED INT. FROM PURCHASES	CD	.00	1.37
ACCURED INTEREST FROM SALES	US	7,507.68	7,507.68

Handwritten notes:
167
8.50
1.00

Please examine these statements of account promptly. Any errors, omissions or unauthorized discretionary transactions should be reported in writing within 45 days of the date of this statement to Friedberg Mercantile Group, BCE Place, 181 Bay Street, Suite 250, P.O. Box 866, Toronto, Ontario M5J 2T3. ATTN: COMPLIANCE DEPARTMENT. Customers' accounts are protected by the Canadian Investor Protection Fund within specified limits. A brochure describing the nature and limits of coverage is available upon request. Please retain for your income tax records. Salesman's name upon request E. & O.E.

Monthly Activity Report



BCE PLACE
181 BAY STREET
SUITE 250
P.O. BOX 866
TORONTO, ONTARIO
M5J 2T3
TEL: (416) 364-2700
FAX: (416) 364-5385

F 55 12865
JUN 30, 2003
999-99-9999


RONALD RUTMAN
ZEIFMAN AND CO
201 BRIGDELAND AVE
TORONTO, ON
M6A 1Y7

DUPE STMT
SCORE KING TRDING LIMITED
SHANGHAI INDUSTRIAL INVESTMENT
BUILDING
60 HENNESSY ROAD
ROOM 1303
WANCHAI, HONG KONG

DATE AT	LONG/SUY	SHRT/SELL	DESCRIPTION	PRICE/LEGND	CC	DEBIT	CREDIT	PAGE
6/02/3	EC	125,000	CANADA GVT INFL. INDEX 4.25% CD 01DEC02 TO 01JUN03 @ .042500 COUPON INTEREST	CPN	CD		3,120.83	1
6/02/3	E1	11,000	CANADA GVT INFL. INDEX 4.25% CD 01DEC02 TO 01JUN03 @ .042500 COUPON INTEREST	CPN	US		199.56	
6/02/3	EC	439,000	CANADA GVT INFL. INDEX 4% CD 31 01DEC02 TO 01JUN03 @ .040000 COUPON INTEREST	CPN	CD		9,914.38	
6/02/3	E1	82,000	CANADA GVT INFL. INDEX 4% CD 31 01DEC02 TO 01JUN03 @ .040000 COUPON INTEREST	CPN	US		1,345.65	
6/03/3	EC		CVUS1545.21 TO CD2126.52 @1.3762 CURRENCY CONVERSION	CONVERS	CD		2,126.52	
6/03/3	E1		CVUS1545.21 TO CD2126.52 @1.3762 CURRENCY CONVERSION	CONVERS	US	1,545.21		
6/03/3	EC	10,000	CANADA GVT INFL. INDEX 4.25% CD	123.5	CD	14,508.79		
6/03/3	EC	135,000	CANADA GVT INFL. INDEX 4.25% CD 135087V80 MAT-12/01/26 ACCRUED INT: 531.66	120.47	CD		190,222.52*	
6/03/3	E1	11,000	CANADA GVT INFL. INDEX 4.25% CD 135087V80 MAT-12/01/26 ACCRUED INT: 32.14	120.47	US		11,501.64*	
6/03/3	EC	439,000	CANADA GVT INFL. INDEX 4% CD 31 135087W2 MAT-12/01/31 ACCRUED INT: 1,563.85	118.1	CD		582,739.86*	
6/03/3	E1	82,000	CANADA GVT INFL. INDEX 4% CD 31 135087W2 MAT-12/01/31 ACCRUED INT: 216.76	118.1	US		80,772.07*	
6/03/3	E1	304,000	US *TIPS* 3.625% 4/15/28 SEMI 912810FDS MAT. 4/15/28 ACCRUED INT: 2,600.43	121.67	US		422,950.81*	

Please examine these statements of account promptly. Any errors, omissions or unauthorized discretionary transactions should be reported in writing within 45 days of the date of this statement to Friedberg Mercantile Group, BCE Place, 181 Bay Street, Suite 250, P.O. Box 866, Toronto, Ontario M5J 2T3. ATTN: COMPLIANCE DEPARTMENT.
Customers' accounts are protected by the Canadian Investor Protection Fund within specified limits. A brochure describing the nature and limits of coverage is available upon request.
Please retain for your income tax records. Salesman's name upon request. E. & O.E.

Monthly Activity Report



BCE PLACE
181 BAY STREET
SUITE 250
P.O. BOX 866
TORONTO, ONTARIO
M5J 2T3
TEL: (416) 364-2700
FAX: (416) 364-5385

F 55 12865
JUN 30, 2003
999-99-9999

RONALD RUTMAN
ZEIFMAN AND CO
201 BRIGELAND AVE
TORONTO, ON
M6A 1Y7

DUPE STMT SCORE KING TRDING LIMITED
SHANGHAI INDUSTRIAL INVESTMENT
BUILDING
60 HENNESSY ROAD
ROOM 1303
WANCHAI , HONG KONG

PAGE 2

DATE AT	LONG/BUY	SHRT/SELL	DESCRIPTION	PRICE/LEGND	CC	DEBIT	CREDIT
** CANADIAN DOLLAR ** US DOLLAR ** ** CONVERTED TOTALS							
BEGINNING BALANCE			744.48	42.70		595.15	
THIS MONTH'S ACTIVITY			652.94	.00		484.52	
ENDING BALANCE			1,397.42	42.70		1,079.67	
SECURITIES MARKET VALUE			772,962.38	515,224.52		1,088,808.95	
ACCOUNT VALUE AT MARKET			774,359.80	515,267.22		1,089,888.61	
CURRENCY CONVERSION RATE TO US			.74205995	1.00000000		.00000000	
CONVERTED MARKET VALUE			574,621.39	515,267.22		1,089,888.61	
*** CURRENT MONTH *** ** YEAR-TO-DATE ***							
BOND INTEREST (GOVERNMENT)	CD		13,035.21			13,035.21	
BOND INTEREST (GOVERNMENT)	US		1,545.21			7,655.01	
ACCRUED INT. FROM PURCHASES	CD						1.37-

Please examine these statements of account promptly. Any errors, omissions or unauthorized discretionary transactions should be reported in writing within 45 days of the date of this statement to Friedberg Mercantile Group, BCE Place, 181 Bay Street, Suite 250, P.O. Box 866, Toronto, Ontario M5J 2T3. ATTN: COMPLIANCE DEPARTMENT.
Customers' accounts are protected by the Canadian Investor Protection Fund within specified limits. A brochure describing the nature and limits of coverage is available upon request.
Please retain for your income tax records. Salesman's name upon request. E. & O.E.

Monthly Activity Report



BCE PLACE
181 BAY STREET
SUITE 250
P.O. BOX 866
TORONTO, ONTARIO
M5J 2T3
TEL: (416) 364-2700
FAX: (416) 364-5385

RONALD RUTMAN
ZEIFMAN AND CO
201 BRIGELAND AVE
TORONTO, ON
M6A 1Y7

F 55 12865
APR 30, 2003
999-99-9999



DUPE STMT SCORE KING TRDING LIMITED
SHANGHAI INDUSTRIAL INVESTMENT
BUILDING
60 HENNESSY ROAD
ROOM 1303
WANCHAI , HONG KONG

PAGE 1

DATE AT	LONG/BUY	SHRT/SELL	DESCRIPTION	PRICE/LEGN	CC	DEBIT	CREDIT
4/15/3	E1	299,000	US 'TIPS' 3.625% 4/15/28 SEMI 15OCT02 TO 15APR03 @ .036250 COUPON INTEREST	CPN	US	6,109.80	
4/15/3	E1	5,000	US 'TIPS' 3.625% 4/15/28 SEMI	115.5	US	6,511.02	
***** O P E N P O S I T I O N S S E G R E G A T E D *****							
EC	125,000		CANADA GVT INFL.INDEX 4.25% CD 135087VSO MAT-12/01/26 ACCRUED INT: 2,554.15	118.72	CD	10,814.68*	
E1	11,000		CANADA GVT INFL.INDEX 4.25% CD 135087VSO MAT-12/01/26 ACCRUED INT: 156.79	118.72	US		
EC	439,000		CANADA GVT INFL INDEK 4% CD 31 135087W2 MAT-12/01/31 ACCRUED INT: 8,113.45	116	CD	580,685.97*	
E1	82,000		CANADA GVT INFL INDEK 4% CD 31 135087W2 MAT-12/01/31 ACCRUED INT: 1,057.19	116	US	75,664.57*	
E1	304,000		US 'TIPS' 3.625% 4/15/28 SEMI 912810FDS MAT- 4/15/28 ACCRUED INT: 511.13	115.77	US	398,828.25*	

*** CANADIAN DOLLAR ** US DOLLAR ** ** CONVERTED TOTALS

BEGINNING BALANCE	744.48	443.92	963.26
THIS MONTH'S ACTIVITY	.00	401.22-	401.22-
ENDING BALANCE	744.48	42.70	562.04
SECURITIES MARKET VALUE	756,853.87	485,307.50	1,013,283.69
ACCOUNT VALUE AT MARKET	757,598.35	485,350.20	1,013,845.73
CURRENCY CONVERSION RATE TO US	.69759330	1.00000000	.00000000
CONVERTED MARKET VALUE	528,495.53	485,350.20	1,013,845.73

*** CURRENT MONTH *** ** YEAR-TO-DATE ***

BOND INTEREST (GOVERNMENT) US 6,109.80 6,109.80

Please examine these statements of account promptly. Any errors, omissions or unauthorized discretionary transactions should be reported in writing within 45 days of the date of this statement to Friedberg Mercantile Group, BCE Place, 181 Bay Street, Suite 250, P.O. Box 866, Toronto, Ontario M5J 2T3, ATTN: COMPLIANCE DEPARTMENT. Customers' accounts are protected by the Canadian Investor Protection Fund within specified limits. A brochure describing the nature and limits of coverage is available upon request. Please retain for your income tax records. Salesian's name upon request. E. & O.E.

Monthly Activity Report



BCE PLACE
181 BAY STREET
SUITE 250
P.O. BOX 866
TORONTO, ONTARIO
M5J 2T3
TEL: (416) 364-2700
FAX: (416) 364-5385

RONALD RUTMAN
ZEIFMAN AND CO
201 BRIGDELAND AVE
TORONTO, ON
M6A 1Y7

F 55 12855
MAR 31, 2003
999-99-9999



DUPE STMT SCORE KING TRDING LIMITED
SHANGHAI INDUSTRIAL INVESTMENT
BUILDING
60 HENNESSY ROAD
ROOM 1303
WANCHAI, HONG KONG

PAGE 1


DATE AT	LONG/BUY	SHRT/SELL	DESCRIPTION	PRICE/LEGN	CC	DEBIT	CREDIT
***** O P E N P O S I T I O N S S E G R E G A T E D *****							
EC	125,000		CANADA GVT INFL. INDEX 4.25% CD 135087VSO MAT-12/01/26 ACCURED INT: 2,028.12	120.73	CD		177,277.37*
E1	11,000		CANADA GVT INFL. INDEX 4.25% CD 135087VSO MAT-12/01/26 ACCURED INT: 121.46	120.73	US		10,616.83*
EC	439,000		CANADA GVT INFL INDEX 4% CD 31 135087WV2 MAT-12/01/31 ACCURED INT: 6,442.83	118.25	CD		585,813.44*
E1	82,000		CANADA GVT INFL INDEX 4% CD 31 135087WV2 MAT-12/01/31 ACCURED INT: 819.06	118.25	US		74,472.40*
E1	299,000		US 'TIPS' 3.625% 4/15/28 SEMI 912810FDS MAT- 4/15/28 ACCURED INT: 5,585.36	117.47	US		400,109.54*

BEGINNING BALANCE 744.48
THIS MONTH'S ACTIVITY .00
ENDING BALANCE 744.48
SECURITIES MARKET VALUE 763,090.81

ACCOUNT VALUE AT MARKET 763,835.29
CURRENCY CONVERSION RATE TO US .68059620
CONVERTED MARKET VALUE 519,863.40

** CANADIAN DOLLAR * ** US DOLLAR **
443.92
950.61
950.61
485,198.77
1,004,555.48
1,005,506.09
1,000,000.00
485,642.69
1,005,506.09

Monthly Activity Report



BCE PLACE
181 BAY STREET
SUITE 250
P.O. BOX 866
TORONTO, ONTARIO
M5J 2T3
TEL: (416) 364-2700
FAX: (416) 364-5385

F 55 12865
DEC 31, 2002
999-99-9999

RONALD RUTMAN
ZEIFMAN AND CO
201 BRIGDELAND AVE
TORONTO, ON
M6A 1Y7

DUPE STMT SCORE KING TRDING LIMITED
SHANGHAI INDUSTRIAL INVESTMENT
BUILDING
60 HENNESSY ROAD
ROOM 1303
WANCHAI, HONG KONG

DATE AT	LONG/BUY	SHORT/SELL	DESCRIPTION	PRICE/LEGND	CC	DEBIT	CREDIT
***** YOUR ACTIVITY THIS MONTH *****							
12/03/2	EC		CVUS191.20 TO CD297.87@1.5579 CURRENCY CONVERSION	CONVERS	CD	191.20	297.87
12/03/2	E1		CVUS191.20 TO CD297.87@1.5579 CURRENCY CONVERSION	CONVERS	US		
12/03/2	EC	125,000	CANADA GVT INFL. INDEX 4.25% CD 01JUN02 TO 01DEC02 @ .042500	CPN	CD		3,052.30
12/03/2	EC	429,000	CANADA GVT INFL INDEX 4% CD 31 01JUN02 TO 01DEC02 @ .040000	CPN	CD		9,475.75
12/03/2	EC	10,000	CANADA GVT INFL INDEX 4% CD 31 COUPON INTEREST	111.6	CD	12,330.31	
12/20/2	E1		WIRE IN	CASH	US	155,000.00	
12/23/2	E1	11,000	CANADA GVT INFL. INDEX 4.25% CD	116.65	US	9,575.01	
12/23/2	E1	82,000	CANADA GVT INFL INDEX 4% CD 31	113.75	US	66,888.86	
12/23/2	E1	60,000	US 'TIPS' 3.625% 4/15/28 SEMI	115.48	US	78,092.21	
***** OPEN POSITIONS SEGREGATED *****							
EC	125,000		CANADA GVT INFL. INDEX 4.25% CD 135087VSO MAT-12/01/26 ACCRUED INT: 503.36	116.18	CD	167,925.71*	
E1	11,000		CANADA GVT INFL. INDEX 4.25% CD 135087VSO MAT-12/01/26 ACCRUED INT: 28.04	116.18	US	9,354.95*	
EC	439,000		CANADA GVT INFL INDEX 4% CD 31 135087WV2 MAT-12/01/31 ACCRUED INT: 1,599.01	113.15	CD	551,962.87*	
E1	827,000		CANADA GVT INFL INDEX 4% CD 31 135087WV2 MAT-12/01/31 ACCRUED INT: 189.08	113.15	US	65,269.66*	
E1	299,000		US 'TIPS' 3.625% 4/15/28 SEMI 912810FD5 MAT- 4/15/28 ACCRUED INT: 2,569.79	117.31	US	395,720.18*	
** CANADIAN DOLLAR ** US DOLLAR ** CONVERTED TOTALS							
BEGINNING BALANCE				191.20		348.75	
THIS MONTH'S ACTIVITY				248.87		566.48	
ENDING BALANCE				495.61		915.23	
SECURITIES MARKET VALUE				744.48		926,085.85	
				719,888.58			
ACCOUNT VALUE AT MARKET				470,788.71		927,001.08	
CURRENCY CONVERSION RATE TO US				1.00000000		.00000000	
CONVERTED MARKET VALUE				470,788.71		927,001.08	

Please examine these statements of account promptly. Any errors, omissions or unauthorized discretionary transactions should be reported in writing within 45 days of the date of this statement to Friedberg Mercantile Group, BCE Place, 181 Bay Street, Suite 250, P.O. Box 866, Toronto, Ontario M5J 2T3. ATTN: COMPLIANCE DEPARTMENT.
Customers' accounts are protected by the Canadian Investor Protection Fund within specified limits. A brochure describing the nature and limits of coverage is available upon request.
Please retain for your income tax records. Salesman's name upon request. E. & O.E.

Monthly Activity Report



BCE PLACE
 181 BAY STREET
 SUITE 250
 P.O. BOX 866
 TORONTO, ONTARIO
 M5J 2T3
 TEL: (416) 364-2700
 FAX: (416) 364-5385

F 55 12865
 DEC 31, 2002
 999-99-9999

RONALD RUTMAN
 ZEIFMAN AND CO
 201 BRIGDELAND AVE
 TORONTO, ON
 M6A 1Y7

DUPE STMT
 SCORE KING TRADING LIMITED
 SHANGHAI INDUSTRIAL INVESTMENT
 BUILDING
 60 HENNESSY ROAD
 ROOM 1303
 MANCHAI , HONG KONG

PAGE 2

DATE AT LONG/BUY SHRT/SELL DESCRIPTION PRICE/IBND CC DEBIT CREDIT

*** CURRENT MONTH *** ** YEAR-TO-DATE ***

BOND INTEREST (GOVERNMENT)	CD	12,528.05	15,519.25
BOND INTEREST (GOVERNMENT)	US	.00	6,439.54
ACCRUED INT. FROM PURCHASES	CD	2.42-	1,999.74-
ACCRUED INT. FROM PURCHASES	US	624.39-	3,286.82-
ACCRUED INTEREST FROM SALES	US	.00	2,720.08

Please examine these statements of account promptly. Any errors, omissions or unauthorized discretionary transactions should be reported in writing within 45 days of the date of this statement to Friedberg Mercantile Group, BCE Place, 181 Bay Street, Suite 250, P.O. Box 866, Toronto, Ontario M5J 2T3, ATTN: COMPLIANCE DEPARTMENT. Customers' accounts are protected by the Canadian Investor Protection Fund within specified limits. A brochure describing the nature and limits of coverage is available upon request. Please retain for your income tax records. Salesman's name upon request. E. & O.E.

Monthly Activity Report



**FRIEDBERG
MERCANTILE
GROUP**

BCE PLACE
181 BAY STREET
SUITE 250
P.O. BOX 866
TORONTO, ONTARIO
M5J 2T3
TEL: (416) 364-2700
FAX: (416) 364-5385

F 55 12865
NOV 29, 2002
999-99-9999

RONALD RUTMAN
ZEIFMAN AND CO
201 BRIDGELAND AVE
TORONTO, ON
M6A 1Y7

DUPE STMT
SCORE KING TRDING LIMITED
SHANGHAI INDUSTRIAL INVESTMENT
BUILDING
60 HENNESSY ROAD
ROOM 1303
WANCHAI, HONG KONG

DATE AT LONG/BUY	SHRT/SELL	DESCRIPTION	PRICE/LEGND	CC	DEBIT	CREDIT	PAGE
*****	*****	O P E N P O S I T I O N S S E G R E G A T E D	*****	*****	*****	*****	1
EC	125,000	CANADA GVT INFL INDEX 4.25% CD 135087VSO MAT-12/01/26 ACCURED INT: 3,027.21	113.32	CD		165,802.32*	
EC	429,000	CANADA GVT INFL INDEX 4% CD 31 135087WY2 MAT-12/01/31 ACCURED INT: 9,397.87	110.3	CD		531,994.86*	
E1	239,000	US TRSY INFL INDEX 3 5/8 2028 912810PDS MAT- 4/15/28 ACCURED INT: 1,198.43	111.81	US		300,211.92*	

BEGINNING BALANCE
THIS MONTH'S ACTIVITY
ENDING BALANCE
SECURITIES MARKET VALUE

ACCOUNT VALUE AT MARKET
CURRENCY CONVERSION RATE TO US
CONVERTED MARKET VALUE

*** CANADIAN DOLLAR * ** US DOLLAR ** ** CONVERTED TOTALS

248.87	191.20	350.18
.00	.00	.00
248.87	191.20	350.18
697,797.18	300,211.92	745,974.78
698,046.05	300,403.12	746,324.96
.63881436	1.00000000	.00000000
445,921.84	300,403.12	746,324.96

*** CURRENT MONTH *** ** YEAR-TO-DATE ***

BOND INTEREST (GOVERNMENT)	CD	2,991.20
BOND INTEREST (GOVERNMENT)	US	6,439.54
ACCURED INT. FROM PURCHASES	CD	1,997.32
ACCURED INT. FROM PURCHASES	US	2,662.43
ACCURED INTEREST FROM SALES	US	2,720.08

IN CONNECTION WITH THE ANNUAL AUDIT OF OUR RECORDS, PLEASE REVIEW YOUR STATEMENT AND REPORT ANY SECURITY, BOND, OR CASH POSITION INACCURACIES DIRECTLY TO OUR AUDITORS; ZEIFMAN & COMPANY, LLP, 201 BRIDGELAND AVENUE, TORONTO, ONTARIO, M6A 1Y7, OR FAX (416) 256-4001, ATTENTION MS. MAY THAI.

Please examine these statements of account promptly. Any errors, omissions or unauthorized discretionary transactions should be reported in writing within 45 days of the date of this statement to Friedberg Mercantile Group, BCE Place, 181 Bay Street, Suite 250, P.O. Box 866, Toronto, Ontario M5J 2T3, ATTN: COMPLIANCE DEPARTMENT. Customers' accounts are protected by the Canadian Investor Protection Fund within specified limits. A brochure describing the nature and limits of coverage is available upon request. Please retain for your income tax records. Salesman's name upon request. E. & O.E.

Monthly Activity Report



BCE PLACE
181 BAY STREET
SUITE 250
P.O. BOX 866
TORONTO, ONTARIO
M5J 2T3
TEL: (416) 364-2700
FAX: (416) 364-5385

F 55 12865
OCT 31, 2002
999-99-9999

RONALD RUTMAN
ZEIFMAN AND CO
201 BRIGDELAND AVE
TORONTO, ON
M6A 1Y7

DUPE STMT SCORE KING TRDING LIMITED
SHANGHAI INDUSTRIAL INVESTMENT
BUILDING
60 HENNESSY ROAD
ROOM 1303
WANCHAI , HONG KONG

PAGE 1

DATE AT	LONG/BUY	SHRT/SELL	DESCRIPTION	PRICE/LEGND	CC	DEBIT	CREDIT
10/17/2	E1	235,000	US TRSY INFL INDEX 3 5/8 2028 15APR02 TO 15OCT02 @ .036250 COUPON INTEREST	CEN	US		4,749.63
10/17/2	E1	4,000	US TRSY INFL INDEX 3 5/8 2028	112.35	US	5,011.66	
***** OPEN POSITIONS SEGREGATED *****							
EC	135,000		CANADA GVT INFL INDEX 4.25% CD 135087VSO MAT-12/01/26 ACCRUED INT: 2,541.74	113.01	CD	164,850.09*	
EC	429,000		CANADA GVT INFL INDEX 4% CD 31 135087W2 MAT-12/01/31 ACCRUED INT: 7,890.70	109.75	CD	527,810.47*	
E1	239,000		US TRSY INFL INDEX 3 5/8 2028 912810FDS MAT- 4/15/28 ACCRUED INT: 425.42	110.44	US	295,286.97*	

*** CANADIAN DOLLAR ** US DOLLAR ** ** CONVERTED TOTALS

BEGINNING BALANCE	248.87	453.23	612.73
THIS MONTH'S ACTIVITY	.00	262.03-	262.03-
ENDING BALANCE	248.87	191.20	350.70
SECURITIES MARKET VALUE	692,660.56	295,286.97	739,214.78
ACCOUNT VALUE AT MARKET	692,909.43	295,478.17	739,565.48
CURRENCY CONVERSION RATE TO US	.64090239	1.00000000	.00000000
CONVERTED MARKET VALUE	444,087.31	295,478.17	739,565.48

*** CURRENT MONTH *** ** YEAR-TO-DATE ***

BOND INTEREST (GOVERNMENT)	CD	.00	2,991.20
BOND INTEREST (GOVERNMENT)	US	4,749.63	6,439.54
ACCRUED INT. FROM PURCHASES	CD	.00	1,997.32-
ACCRUED INT. FROM PURCHASES	US	.00	2,662.43-
ACCRUED INTEREST FROM SALES	US	.00	2,720.08

Please examine these statements of account promptly. Any errors, omissions or unauthorized discretionary transactions should be reported in writing within 45 days of the date of this statement to Friedberg Mercantile Group, BCE Place, 181 Bay Street, Suite 250, P.O. Box 866, Toronto, Ontario M5J 2T3, ATTN: COMPLIANCE DEPARTMENT. Customers' accounts are protected by the Canadian Investor Protection Fund within specified limits. A brochure describing the nature and limits of coverage is available upon request. Salesman's name upon request. E. & O.E. Please retain for your income tax records.

Monthly Activity Report



**FRIEDBERG
MERCANTILE
GROUP**

BCE PLACE
181 BAY STREET
SUITE 250
P.O. BOX 866
TORONTO, ONTARIO
M5J 2T3
TEL: (416) 364-2700
FAX: (416) 364-5385

F 55 12865
SEP 30, 2002
999-99-9999

RONALD RUTMAN
ZEIFMAN AND CO
201 BRIGDELAND AVE
TORONTO, ON
M6A 1Y7

DUPE STMT SCORE KING TRADING LIMITED
SHANGHAI INDUSTRIAL INVESTMENT
BUILDING
60 HENNESSY ROAD
ROOM 1303
WANCHAI, HONG KONG

DATE AT LONG/BUY	SHRT/SELL	DESCRIPTION	PRICE/LEGND	CC	DEBIT	CREDIT
9/20/2 E1		WR IN		CASH US		200,000.00
9/23/2 E1	150,000	US TRSY INFL INDEX 3 5/8 2028	117.91	US	199,546.77	
EC	125,000	CANADA GVT INFL INDEX 4.25% CD 135087V90 MAT-12/01/26 ACCURED INT: 2,014.91	116.82	CD		169,092.04*
EC	429,000	CANADA GVT INFL INDEX 4% CD 31 135087W2 MAT-12/01/31 ACCURED INT: 6,255.25	114.2	CD		544,988.04*
E1	235,000	US TRSY INFL INDEX 3 5/8 2028 912810FDS MAT- 4/15/28 ACCURED INT: 4,353.67	117.63	US		312,149.04*
<p>*** CANADIAN DOLLAR ** US DOLLAR ** ** CONVERTED TOTALS</p>						
BEGINNING BALANCE		248.87			156.94	
THIS MONTH'S ACTIVITY		.00			453.23	
ENDING BALANCE		248.87			610.17	
SECURITIES MARKET VALUE		714,080.08			762,445.47	
ACCOUNT VALUE AT MARKET		714,328.95			763,055.63	
CURRENCY CONVERSION RATE TO US		.63059654			.00000000	
CONVERTED MARKET VALUE		450,453.36			763,055.63	

*** CURRENT MONTH *** YEAR-TO-DATE ***

BOND INTEREST (GOVERNMENT)	CD	2,991.20
BOND INTEREST (GOVERNMENT) <td>US</td> <td>1,689.91</td>	US	1,689.91
ACCURED INT. FROM PURCHASES <td>CD</td> <td>1,997.32-</td>	CD	1,997.32-
ACCURED INT. FROM PURCHASES <td>US</td> <td>2,662.43-</td>	US	2,662.43-
ACCURED INTEREST FROM SALES <td>US</td> <td>2,720.08</td>	US	2,720.08

Please examine these statements of account promptly. Any errors, omissions or unauthorized discretionary transactions should be reported in writing within 45 days of the date of this statement to Friedberg Mercantile Group, BCE Place, 181 Bay Street, Suite 250, P.O. Box 866, Toronto, Ontario M5J 2T3, ATTN: COMPLIANCE DEPARTMENT. Customers' accounts are protected by the Canadian Investor Protection Fund within specified limits. A brochure describing the nature and limits of coverage is available upon request. Salesman's name upon request. E. & O.E.

Monthly Activity Report



BCE PLACE
181 BAY STREET
SUITE 250
P.O. BOX 866
TORONTO, ONTARIO
M5J 2T3
TEL: (416) 364-2700
FAX: (416) 364-5385

F 55 12865
JUL 31, 2002
999-99-9999

RONALD RUTMAN
ZEIFMAN AND CO
201 BRIGDELAND AVE
TORONTO, ON
M6A 1Y7

DUPE STMT SCORE KING TRDING LIMITED
SHANGHAI INDUSTRIAL INVESTMENT
BUILDING
60 HENNESSY ROAD
ROOM 1303
WANCHAI , HONG KONG

PAGE 1

DATE AT	LONG/BUY	SHRT/SELL	DESCRIPTION	PRICE/LEGND	CC	DEBIT	CREDIT
7/05/2	E1		WIRE IN	CASH	US	340,000.00	
7/10/2	EC		CV US340692.18 TO CD517375.14@ 1.5186 CURRENCY CONVERSION	CONVERS	CD		517,375.14
7/10/2	E1		CV US340692.18 TO CD517375.14@ 1.5186 CURRENCY CONVERSION	CONVERS	US	340,692.18	
7/10/2	EC	429,000	CANADA GVT INFL INDEX 4% CD 31	111.05	CD	520,954.26	
EC	125,000		OPEN POSITIONS SEGREGATED				
EC	429,000		CANADA GVT INFL INDEX 4.25% CD 135087VSO MAT-12/01/26 ACCRUED INT: 990.92	113.52	CD		162,008.82*
EC	429,000		CANADA GVT INFL INDEX 4% CD 31 135087WV2 MAT-12/01/31 ACCRUED INT: 3,076.11	110.45	CD		519,816.44*
E1	85,000		US TRSY INFL INDEX 3 5/8 2028 912810FDS MAT- 4/15/28 ACCRUED INT: 1,001.33	108.91	US		103,911.48*

BEGINNING BALANCE 3,827.99 ** CANADIAN DOLLAR ** US DOLLAR ** ** CONVERTED TOTALS
THIS MONTH'S ACTIVITY 3,579.12- 692.18 3,108.38
ENDING BALANCE 248.87 692.18- 2,951.30-
SECURITIES MARKET VALUE 681,825.26 103,911.48 157.09
ACCOUNT VALUE AT MARKET 682,074.13 103,911.48 534,275.21
CURRENCY CONVERSION RATE TO US .63119358 1.00000000 534,432.29
CONVERTED MARKET VALUE 430,520.81 103,911.48 .00000000 534,432.29

*** CURRENT MONTH *** ** YEAR-TO-DATE ***

BOND INTEREST (GOVERNMENT) CD 2,991.20
BOND INTEREST (GOVERNMENT) US 1,689.91
ACCRUED INT. FROM PURCHASES CD 1,997.32-
ACCRUED INTEREST FROM SALES US 2,720.08

Monthly Activity Report



BOE PLACE
181 BAY STREET
SUITE 250
P.O. BOX 866
TORONTO, ONTARIO
M5J 2T3
TEL: (416) 364-2700
FAX: (416) 364-5385

**BERG
ANTILE
GROUP**

F 55 12865
JUN 28, 2002
999-99-9999

00000000

RONALD RUTMAN
ZEIFMAN AND CO
201 BRIGDELAND AVE
TORONTO, ON
M6A 1Y7

DUPE STMT
SCORE KING TRDING LIMITED
SHANGHAI INDUSTRIAL INVESTMENT
BUILDING
60 HENNESSY ROAD
ROOM 1303
WANCHAI, HONG KONG

PAGE 1

DATE AT LONG/BUY	SHRT/SELL	DESCRIPTION	PRICE/LEGN	CC	DEBIT	CREDIT
6/03/2 EC	125,000	CANADA GVT INFL.INDEX 4.25% CD 01DEC01 TO 01JUN02 @ .042500 COUPON INTEREST		CD		2,991.20
EC	125,000	CANADA GVT INFL.INDEX 4.25% CD 135087VSO MAT-12/01/26 ACCRUED INT: 444.93	113.41	CD		150,949.57*
E1	85,000	US TRSY INFL INDX 3 5/8 2028 912810FD5 MAT- 4/15/28 ACCRUED INT: 692.14	107.91	US		102,600.19*
*** CANADIAN DOLLAR ** US DOLLAR ** ** CONVERTED TOTALS						
BEGINNING BALANCE		836.79	692.18		1,243.17	
THIS MONTH'S ACTIVITY		2,991.20	.00		1,969.58	
ENDING BALANCE		3,827.99	692.18		3,212.75	
SECURITIES MARKET VALUE		160,949.57	102,600.19		208,578.70	
ACCOUNT VALUE AT MARKET		164,777.56	103,292.37		211,791.45	
CURRENCY CONVERSION RATE TO US		.65845789	1.00000000		.00000000	
CONVERTED MARKET VALUE		108,499.08	103,292.37		211,791.45	

BOND INTEREST (GOVERNMENT)	CD	2,991.20
BOND INTEREST (GOVERNMENT)	US	1,689.91
ACCRUED INTEREST FROM SALES	US	2,720.08

385
- 19505
190
1000 -
3000 -
1095
200
351

99-8
12
12
12
12
12
12
12
12
12

Please examine these statements of account promptly. Any errors, omissions or unauthorized discretionary transactions should be reported in writing within 180 days of the date of this statement to Friedberg Mercantile Group, BCE Place, 181 Bay Street, Suite 250, P.O. Box 866, Toronto, Ontario M5J 2T3, ATTN: COMPLIANCE DEPARTMENT. Customers' accounts are protected by the Canadian Investor Protection Fund within specified limits. A brochure describing the nature and limits of coverage is available upon request. Please retain for your income tax records. Salesman's name upon request. E. & O.E.

Monthly Activity Report



BCE PLACE
181 BAY STREET
SUITE 250
P.O. BOX 866
TORONTO, ONTARIO
M5J 2T3
TEL: (416) 364-2700
FAX: (416) 364-5385

**FRIEDBERG
MERCANTILE
GROUP**

F 55 12865
MAR 28, 2002
999-99-9999

RONALD RUTMAN
ZEIFMAN AND CO
201 BRIGDELAND AVE
TORONTO, ON
M6A 1Y7

DUPE STMT

SCORE KING TRDING LIMITED
SHANGHAI INDUSTRIAL INVESTMENT
BUILDING
60 HENNESSY ROAD
ROOM 1303
WANCHAI , HONG KONG

PAGE 1

DATE AT	LONG/BUY	SHRT/SELL	DESCRIPTION	PRICE/LEGND	CC	DEBIT	CREDIT
EC	375,000		CANADA GVT INFL.INDEX 4.25% CD 135087VSO MAT-12/01/26 ACCRUED INT: 5,677.84	108.93	CD		459,693.73*
E1	85,000		US TRSY INFL INDEK 3 5/8 2028 912810FDS MAT- 4/15/28 ACCRUED INT: 1,519.58	101.8	US		96,239.39*

	** CANADIAN DOLLAR *	** US DOLLAR **	** CONVERTED TOTALS
BEGINNING BALANCE	836.79	.00	525.13
THIS MONTH'S ACTIVITY	.00	.00	.00
ENDING BALANCE	836.79	.00	525.13
SECURITIES MARKET VALUE	459,693.73	96,239.39	384,719.92
ACCOUNT VALUE AT MARKET	460,530.52	96,239.39	385,245.05
CURRENCY CONVERSION RATE TO US	.62754941	1.00000000	.00000000
CONVERTED MARKET VALUE	289,005.66	96,239.39	385,245.05

Monthly Activity Report



BCE PLACE
181 BAY STREET
SUITE 250
P.O. BOX 866
TORONTO, ONTARIO
M5J 2T3
TEL: (416) 364-2700
FAX: (416) 364-5385

RONALD RUTMAN
ZEIFMAN AND CO
201 BRIGDELAND AVE
TORONTO, ON
M6A 1Y7

DUPE STMT SCORE KING TRDING LIMITED
SHANGHAI INDUSTRIAL INVESTMENT
BUILDING
60 HENNESSY ROAD
ROOM 1303
WANCHAI, HONG KONG

F 55 12865
FEB 28, 2002
999-99-9999

PAGE 1

DATE AT	LONG/BUY	SHRT/SELL	DESCRIPTION	PRICE/LEGND	CC	DEBIT	CREDIT
***** O P E N P O S I T I O N S S E G R E G A T E D *****							
EC	375,000		CANADA GVT INFL. INDEX 4.25% CD 135087VSO MAT-12/01/26 ACCURED INT: 4,309.33	107.8	CD		452,588.09*
E1	85,000		US TRSY INFL INDEX 3 5/8 2028 912810FDS MAT- 4/15/28 ACCURED INT: 1,257.84	103.95	US		97,801.40*

***** CANADIAN DOLLAR ** US DOLLAR ** ** CONVERTED TOTALS

BEGINNING BALANCE	836.79	.00	521.46
THIS MONTH'S ACTIVITY	.00	.00	.00
ENDING BALANCE	836.79	.00	521.46
SECURITIES MARKET VALUE	452,588.09	97,801.40	379,840.46
ACCOUNT VALUE AT MARKET	453,424.88	97,801.40	380,361.92
CURRENCY CONVERSION RATE TO US	.62316943	1.00000000	.00000000
CONVERTED MARKET VALUE	282,560.52	97,801.40	380,361.92

FRIEDBERG MERCANTILE GROUP

RONALD RUTMAN
ZEIFMAN AND CO
201 BRIGDELAND AVE
TORONTO, ON
M6A 1Y7

BCE PLACE
181 BAY STREET
SUITE 250
P.O. BOX 866
TORONTO, ONTARIO
M5J 2T3
TEL: (416) 364-2700
FAX: (416) 364-5385

Monthly Activity Report

F 55 12865
JAN 31, 2002
999-99-9999



00000000

DATE AT	LONG/BUY	SHRT/SELL	DESCRIPTION	PRICE/LEND	CC	DEBIT	CREDIT	PAGE
EC	375,000		CANADA GVT INFL. INDEX 4.25% CD 135087VS0 MAT-12/01/26 ACCRUED INT: 2,951.99	107.85	CD		451,192.76*	1
E1	85,000		US TRSY INFL INDEX 3 5/8 2028 912810FDS MAT- 4/15/28 ACCRUED INT: 1,002.71	101.55	US		95,681.84*	

BEGINNING BALANCE 836.79
 THIS MONTH'S ACTIVITY .00
 ENDING BALANCE 836.79
 SECURITIES MARKET VALUE 451,192.76
 ACCOUNT VALUE AT MARKET 452,029.55
 CURRENCY CONVERSION RATE TO US .62802235
 CONVERTED MARKET VALUE 283,884.66

** CANADIAN DOLLAR ** US DOLLAR **
 .00
 .00
 .00
 95,681.84
 95,681.84
 1,000,0000
 95,681.84

** CONVERTED TOTALS
 525.52
 .00
 525.52
 379,040.98
 379,566.50
 .00000000
 379,566.50

Please examine these statements of account promptly. Any errors, omissions or unauthorized discretionary transactions should be reported in writing within 45 days of the date of this statement to Friedberg Mercantile Group, BCE Place, 181 Bay Street, Suite 250, P.O. Box 866, Toronto, Ontario M5J 2T3. ATTN: COMPLIANCE DEPARTMENT.

Customers' accounts are protected by the Canadian Investor Protection Fund within specified limits. A brochure describing the nature and limits of coverage is available upon request.

Please retain for your income tax records. Salesman's name upon request.

E. & O.E.

Monthly Activity Report



BCE PLACE
181 BAY STREET
SUITE 250
P.O. BOX 866
TORONTO, ONTARIO
M5J 2T3
TEL: (416) 364-2700
FAX: (416) 364-5385

F 55 12865
DEC 31, 2001
999-99-9999

RONALD RUTWAN
ZEIFMAN AND CO
201 BRIGDELAND AVE
TORONTO, ON
M6A 1Y7

DUPE STMT

SCORE KING TRDING LIMITED
C/O BRAUN & GOLDBERG
110 E 59TH ST. SUITE 3201
NEW YORK, NY
U. S. A. 10022

PAGE 1

DATE AT	LONG/BUY	SHORT/SELL	DESCRIPTION	PRICE/LEGND	CC	DEBIT	CREDIT
12/03/1	E1	368,000	CANADA GVT INFL. INDEX 4.25% CD 01JUN01 TO 01DEC01 @ .042500 COUPON INTEREST	110.15	CD	4,948.72	5,586.14
12/03/1	EC	4,000	CANADA GVT INFL. INDEX 4.25% CD	110.15	CD	4,948.72	
12/04/1	EC		CV US6039.46 TO CD9497.05 @1.5725 CURRENCY CONVERSION	CONVERS	CD		9,497.05
12/04/1	E1		CV US6039.46 TO CD9497.05 @1.5725 CURRENCY CONVERSION	CONVERS	US	6,039.46	
12/04/1	EC	3,000	CANADA GVT INFL. INDEX 4.25% CD	110.15	CD	3,711.54	
12/06/1	EC	368,000	CANADA GVT INFL. INDEX 4.25% CD 135087VSO MAT-12/01/26 MOVE POS FROM E1 TO EC 12/6/01	RECEIVE	CD		
12/06/1	E1		CANADA GVT INFL. INDEX 4.25% CD 135087VSO MAT-12/01/26 MOVE POS FROM E1 TO EC 12/6/01	DELIVER	US		
***** OPEN POSITIONS SEGRGATED *****							
EC	375,000		CANADA GVT INFL. INDEX 4.25% CD 135087VSO MAT-12/01/26 ACCURED INT: 1,468.14	107.4	CD	451,641.68*	
E1	85,000		US TRSY INFL INDEX 3 5/8 2028 912810FD5 MAT- 4/15/28 ACCURED INT: 716.20	102.45	US	96,402.45*	

*** CANADIAN DOLLAR ** US DOLLAR ** CONVERTED TOTALS
 BEGINNING BALANCE .00 453.32
 THIS MONTH'S ACTIVITY 836.79 453.32-
 ENDING BALANCE 836.79 .00
 SECURITIES MARKET VALUE 451,641.68 96,402.45

ACCOUNT VALUE AT MARKET 452,478.47 96,402.45
 CURRENCY CONVERSION RATE TO US .62790405 1.00000000
 CONVERTED MARKET VALUE 284,113.06 96,402.45

*** CURRENT MONTH *** YEAR-TO-DATE ***
 BOND INTEREST (GOVERNMENT) US 5,586.14
 ACCURED INT. FROM PURCHASES CD 1.84-
 ACCURED INT. FROM PURCHASES US .00 2,581.98-

Please examine these statements of account promptly. Any errors, omissions or unauthorized discretionary transactions should be reported in writing within 45 days of the date of this statement to Friedberg Mercantile Group, BCE Place, 181 Bay Street, Suite 250, P.O. Box 866, Toronto, Ontario M5J 2T3, ATTN: COMPLIANCE DEPARTMENT.
 Customers' accounts are protected by the Canadian Investor Protection Fund within specified limits. A brochure describing the nature and limits of coverage is available upon request.
 Please retain for your income tax records. Salesman's name upon request. E & O.E.

Monthly Activity Report



BCE PLACE
181 BAY STREET
SUITE 250
P.O. BOX 866
TORONTO, ONTARIO
M5J 2T3
TEL: (416) 364-2700
FAX: (416) 364-5385

F 55 12865
NOV 30, 2001
999-99-9999

RONALD RUTMAN
ZEIFMAN AND CO
201 BRIGDELAND AVE
TORONTO, ON
M6A 1Y7

DUPE STATE

SCORE KING TRADING LIMITED
C/O BRAUN & GOLDBERG
110 E 59TH ST. SUITE 3201
NEW YORK, NY
U. S. A. 10022

PAGE 1

DATE AT	LONG/BUY	SHRT/SELL	DESCRIPTION	PRICE/LEGND	CC	DEBIT	CREDIT
11/15/1	E1		WIRE IN				
11/15/1	E1	85,000	US TRSY INFL INDEX 3 5/8 2028	106.85	US	100,170.63	100,000.00
***** YOUR ACTIVITY THIS MONTH *****							
***** OPEN POSITIONS SEGREGATED *****							
E1	368,000		CANADA GVT INFL INDEX 4.25% CD	109.05	US		292,344.88*
			135087VSO MAT-12/01/26				
			ACCRUED INT: 5,572.82				
E1	85,000		US TRSY INFL INDEX 3 5/8 2028	103.25	US		97,162.04*
			912810FDS MAT- 4/15/28				
			ACCRUED INT: 429.18				


** VS DOLLAR **

BEGINNING BALANCE	623.95
THIS MONTH'S ACTIVITY	170.63
ENDING BALANCE	453.32
SECURITIES MARKET VALUE	389,506.92
ACCOUNT VALUE AT MARKET	389,960.24
CONVERTED MARKET VALUE	389,960.24

*** CURRENT MONTH *** YEAR-TO-DATE ***
ACCRUED INT. FROM PURCHASES US 288.59- 2,581.98-

IN CONNECTION WITH THE ANNUAL AUDIT OF OUR RECORDS, PLEASE REVIEW YOUR STATEMENT AND REPORT ANY SECURITY, BOND, OR CASH POSITION INACCURACIES DIRECTLY TO OUR AUDITORS:
ZEIFMAN & COMPANY, LLP, 201 BRIGDELAND AVENUE, TORONTO, ONTARIO, M6A 1Y7, OR FAX TO (416) 256-4001, ATTENTION MR. OREN WENNER.

Please examine these statements of account promptly. Any errors, omissions or unauthorized discretionary transactions should be reported in writing within 45 days of the date of this statement to Friedberg Mercantile Group, BCE Place, 181 Bay Street, Suite 250, P.O. Box 866, Toronto, Ontario M5J 2T3. ATTN: COMPLIANCE DEPARTMENT.
Customers' accounts are protected by the Canadian Investor Protection Fund within specified limits. A brochure describing the nature and limits of coverage is available upon request.
Please retain for your income tax records. Salesman's name upon request. E. & O.E.



BCE PLACE
181 BAY STREET
SUITE 250
P.O. BOX 866
TORONTO, ONTARIO
M5J 2T3
TEL: (416) 364-2700
FAX: (416) 364-5386

SCORE KING TRDING LIMITED
C/O BRAUN & GOLDBERG
110 E 59TH ST. SUITE 3201
NEW YORK, NY
U. S. A. 10022

F 55 12865
SEP 28, 2001
999-99-9999

Member




PAGE 1

DATE AT	LONG/BUY	SHRT/SELL	DESCRIPTION	PRICE/LEGND	CC	DEBIT	CREDIT
E1	368,000		CANADA GVT INFL. INDEX 4.25% CD 135087V50 MAT-12/01/26 ACCURED INT: 3,619.40	108.85	US		287,953.65*

** US DOLLAR **
 BEGINNING BALANCE 623.95
 THIS MONTH'S ACTIVITY .00
 ENDING BALANCE 623.95
 SECURITIES MARKET VALUE 287,953.65
 ACCOUNT VALUE AT MARKET 288,577.60
 CONVERTED MARKET VALUE 288,577.60

ACCURED INT. FROM PURCHASES US .00
 *** CURRENT MONTH *** YEAR-TO-DATE ***
 2,293.39-



BCE PLACE
 181 BAY STREET
 SUITE 250
 P.O. BOX 866
 TORONTO, ONTARIO
 M5J 2T3
 TEL: (416) 364-2700
 FAX: (416) 364-5385

SCORE KING TRDING LIMITED
 C/O BRAUN & GOLDBERG
 110 E 59TH ST. SUITE 3201
 NEW YORK, NY
 U. S. A. 10022

Member
CLIFF
 F 55 12865
 AUG 31, 2001
 999-99-9999

PAGE 1

DATE AT	LONG/BUY	SHRT/SELL	DESCRIPTION	PRICE/LEGND	CC	DEBIT	CREDIT
***** YOUR ACTIVITY THIS MONTH *****							
8/07/1	E1		WIRE CTTIBANK		CASH US	300,000.00	
8/13/1	E1	368,000	CANADA GVT INFL. INDEX 4.25% CD	110.1	US	299,376.05	
***** OPEN POSITIONS SEGREGATED *****							
E1	368,000		CANADA GVT INFL. INDEX 4.25% CD	109.1	US		294,470.54*
			135087VSO MAT-12/01/26				
			ACCRUED INT: 2,832.31				

** US DOLLAR **

BEGINNING BALANCE .00
 THIS MONTH'S ACTIVITY 623.95
 ENDING BALANCE 623.95
 SECURITIES MARKET VALUE 294,470.54
 ACCOUNT VALUE AT MARKET 295,094.49
 CONVERTED MARKET VALUE 295,094.49

*** CURRENT MONTH *** ** YEAR-TO-DATE ***

ACCRUED INT. FROM PURCHASES US 2,293.39- 2,293.39-